



**Te Tāhuhu o
te Mātauranga**
Ministry of Education



Information for parents and whānau / family about using Early Intervention Services




Published: April 2026

Before you start



This is a long document.

It can be hard for some people to read a document this long.



Some things you can do to make it easier are:



- read it a few pages at a time
- set aside some quiet time to look at it
- have someone read it with you to support you to understand it.



What you will find in here

Page number:



What this Easy Read is about.....4



Stage 1 – Notice a need and
ask for support8



Stage 2 – Finding information
and planning 14



Stage 3 – Follow the
support plan 16



Stage 4 – Getting ready for
kura / school..... 19

Page number:



Stage 5 – Support at
kura / school.....24



Stage 6 – Plan for Year 2.....27



More information30

What this Easy Read is about




This Easy Read is from
Te Tāhuhu o te Mātauranga
Ministry of Education.



Te Tāhuhu o te Mātauranga
Ministry of Education is the part of
the Government in charge of:

- schools
- preschools
- tertiary education like polytechnics.



In this Easy Read Te Tāhuhu o te
Mātauranga Ministry of Education
will be called the **Ministry of**
Education.



This Easy Read is about the **Early Intervention Service**.




The **Early Intervention Service** gives support for children who:


- are disabled
- have a hard time with:
 - learning
 - behaviour
 - **communication.**



It is for:

- children from birth to Year 1 at school
- their whānau / families.





Here **communication** is things like:

- talking
- using sign language
- understanding other people.

In this Easy Read the Early Intervention Service will be called the **EIS**.

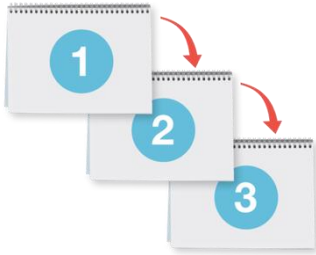
The EIS used to stop when children started school.

From 2026 the EIS will support children until the end of Year 1 at school.



This Easy Read is about what will happen if your child needs support from the EIS.

It has information about:



- the different stages you will go through
- what happens at each stage
- the people who may be part of supporting you / your child at each stage.



At each stage you can:

- make choices
- say what is right for your whānau / family
- say you want to stop getting support from the EIS.



Stage 1 – Notice a need and ask for support



What will happen?

First someone will notice that your child needs support.



This could be:


- you
- a member of your whānau / family
- a kaiako / teacher
- a health professional like a:
 - doctor
 - Plunket nurse / Well Child provider.



If you are worried about your child you can talk to:



- their doctor
- their Well Child provider like:
 - Whānau Āwhina Plunket
 - Well Child Tamariki Ora
- their kaiako / teacher.



Talking to these people can support you to know if your child needs support from the EIS.



If you say it is okay your child will be **referred** to the EIS.




Here **referred** means someone organises for your child to be seen by the EIS.



Who might be involved?

You may work with people who teach your child at their early learning centre which is things like:



- preschool
- kindergarten
- kōhanga reo
- Playcentre.



You may also work with a healthcare provider like a:



- **paediatrician**
- **child development team.**




A **paediatrician** is a doctor who has done a lot of training about giving healthcare to children.



A **child development team** is a group of health providers who work with children to:

- find out what they need
- give them:
 - treatment
 - support.





You will also work with people from the Early Intervention **Specialist** team like:

- advisors on Deaf children
- kaitakawaenga / advisors on Māori **culture**
- **speech language therapists**
- **psychologists.**



A **specialist** is someone who knows a lot about 1 thing.



Culture is a way of:

- thinking that a group shares
- doing things as a group.



Speech language therapists:

- support people who find it hard to **communicate**
- teach people about communication that works for them.



Psychologists support people to deal with:

- their feelings
- things that are happening in their lives
- things that make learning harder.

Stage 2 – Finding information and planning



What will happen?

You will talk more with the Early Intervention Specialist Team so they can:



- understand:
 - what your child needs
 - how your child communicates
 - the cultures your child is part of
- build a good relationship with your whānau / family.





Everyone will work together to make a support plan for your child.



The support plan will tell everyone how to work together to support your child:

- with the things they do often
- in the places where they spend time.



Who might be involved?



You will work with:

- the Early Intervention Specialist Team
- kaiako / teachers.



Stage 3 – Follow the support plan



What will happen?

Everyone around your child will follow the support plan like their:

- whānau / family
- kaiako / teachers.



There will be regular checks to see how:

- your child is doing
- the support plan is working.



Who might be involved?



You will keep working with:

- kaiako / teachers
- the Early Intervention Specialist Team.



There may also be an **educational support worker** supporting the early learning centre your child goes to.





An **educational support worker** supports kaiako / teachers in early learning centres.



They make sure all children can take part in:

- play
- learning
- **routines.**



Here **routines** are the things that happen every day like:

- meals / snacks
- story times
- tidying up.



Stage 4 – Getting ready for kura / school

What will happen?



The early learning centre will give the kura / school your child will be going to information like:

- what your child knows how to do
- the goals your child is working towards.



The kura / school will learn about:

- your child
- their strengths / things they are good at.





Everyone will work together to plan for the support your child will need at school.



This might include working with a **teacher aide**.



Teacher aides work in schools to support students with their learning.

They may work with:

- 1 student
- lots of students.





Your child will have clear:

- goals / things they are working towards
- **outcomes.**



Outcomes are things that happen when work is done.



For example an outcome might be that after working with a teacher aide your child can read harder words.

Who might be involved?

You will keep working with:



- kaiako / teachers at the early learning centre your child goes to
- the Early Intervention Specialist Team.



You will also start working with people at the kura / school your child will be going to like:



- kaiako / teachers
- teacher aides
- the **Learning Support Coordinator**
- the **Special Educational Needs Coordinator / SENCO.**





A **Learning Support Coordinator** works in a school to:

- find out which students need learning support
- find the right learning support for students
- support teachers to learn more about learning support.

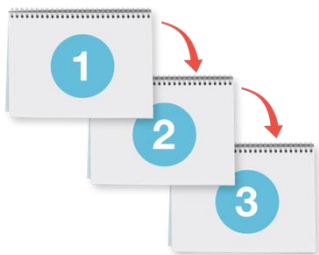
Learning support is support for students who:

- find it hard to learn at school
- need to learn in different ways from most other students.

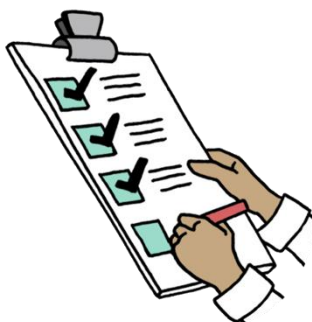
A **Special Educational Needs Coordinator** is a teacher who works in their school to put in place learning support.

Stage 5 – Support at kura / school

What will happen?



The kaiako / teacher of the class your child is in will follow their learning support plan.



They will regularly check how your child is doing.



The support your child is getting can be changed if needed.

Who might be involved?



You will keep working with:

- the Early Intervention Specialist Team

- people at the kura / school like:
 - kaiako / teachers

 - the Learning Support Coordinator

 - the Special Educational Needs Coordinator

 - teacher aides.





Your child may also get support from **resource teachers** of:

- learning and behaviour
- the Deaf
- vision for children who are blind / low vision /cannot see well.



Resource teachers are specialists who visit schools to support:

- teachers
- children.

Stage 6 – Plan for Year 2



What will happen?

Support from the EIS stops when your child finishes Year 1 at school.

Before support from the EIS stops they will look at:



- how your child has been doing at school



- what support they need
- if there are people who feel confident they can support your child like:



- whānau / family
- kaiako / teachers.



Your child may:

- still need a lot of support
- be okay with less support
- not need support any more.



Everyone will work together to make a plan for the next year at school.



The plan will include supports your child may need for:

- learning
- behaviour
- communication.



Who might be involved?



You may work with:

- the Early Intervention Specialist Team
- kaiako / teachers
- the Learning Support Coordinator
- the Special Educational Needs Coordinator
- teacher aides
- resource teachers.



More information



If you need more information about Early Intervention Services for your child you can get in touch with your local Ministry of Education team.



You can find contact information for your local Ministry of Education office at:

www.education.govt.nz/offices



To find out more about Learning Support Coordinators in schools go to:

www.education.govt.nz/lsc



To find information about learning support when your child starts school go to:

www.education.govt.nz/support-start-school



For information about what to do if you are worried about how your child is learning go to:

www.education.govt.nz/worried-about-learning



You can find Easy Read information about new Government funding for learning support at:

<https://tinyurl.com/2facumdr>



This information has been written by Te Tāhuhu o te Mātauranga Ministry of Education.



It has been translated into Easy Read by the Make it Easy Kia Māmā Mai service of People First New Zealand Ngā Tāngata Tuatahi.



The ideas in this document are not the ideas of People First New Zealand Ngā Tāngata Tuatahi.



All images used in this Easy Read document are subject to copyright rules and cannot be used without permission.



Make it Easy uses images from:

Photosymbols



Change Images

Huriana Kopeke-Te Aho



SGC Image Works

T Wood

Studio Rebeko



Inga Kramer.