






Mould Guidance for Schools

Levels of Mould and Actions Required

	Level	Description*	Classroom Use Guidance	Actions Required
LOW	1	<p>Small visible patches of mould.</p> 	Classroom can continue to be used.	<ul style="list-style-type: none">• Clean and ventilate• Identify root cause (e.g., water ingress) and remediate• Review maintenance and cleaning plan and ensure regular/targeted cleaning• Monitor every month
	2	<p>Large visible patches of mould (greater than a square meter in size) with odor and visible dampness.</p> 	Classroom should not be used until the required actions are completed.	<ul style="list-style-type: none">• Contact your Property Advisor• Temporary isolation until cleaned and ventilated• Identify root cause (e.g., water ingress from blocked gutters)• Review maintenance and cleaning plan and ensure regular/targeted cleaning• Monitor every month
HIGH	3	<p>Extensive visible mould with clear signs of water ingress and possible damage to building materials.</p> 	Classroom must not be used until assessment and remediation is complete.	<p>Contact your Property Advisor immediately and isolate the classroom</p> <p>Property Advisor to determine remedial action plan</p>

*Pictures are a guide only and your mould may present differently. If unsure, please send a photo of the effected area to your Property Advisor